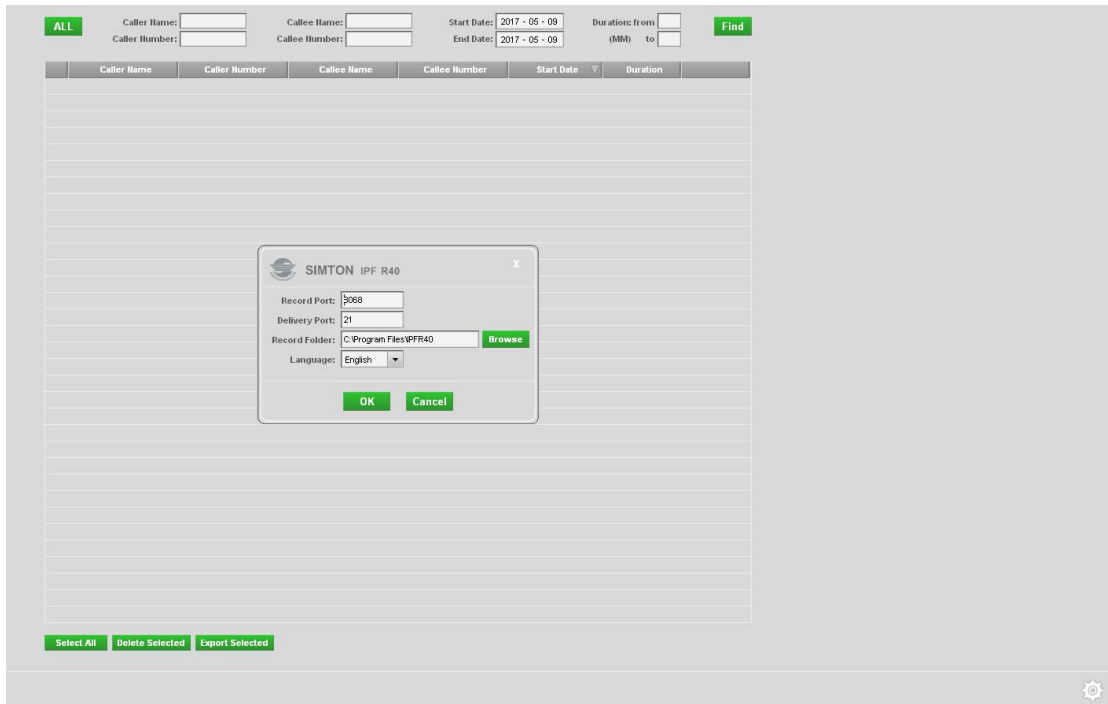



1. Install


- a) Run vcredist_x86.exe or vcredist_x64.exe;
- b) Run the IPFR setup program step by step;



2. Setting

- a) Run IPFR from start->all programs



- b) Click  at the rightdown coron to display the small setting window,you can change language,record location and access port here(access port should be the same as defined in IPX for recording server).

3. Other operation

- a) Search and display recording data,replay a recorded voice
- b) Export data or delete data